

Contribution to Australian Business Numbers

Australian Small Business and Family Enterprise
Ombudsman

June 2023

Small Business' contribution to Australian business numbers is one indicator of their contribution to the Australian economy. This can be explored by looking at the number of small businesses by employment and turnover.

1. Number of small businesses by employment

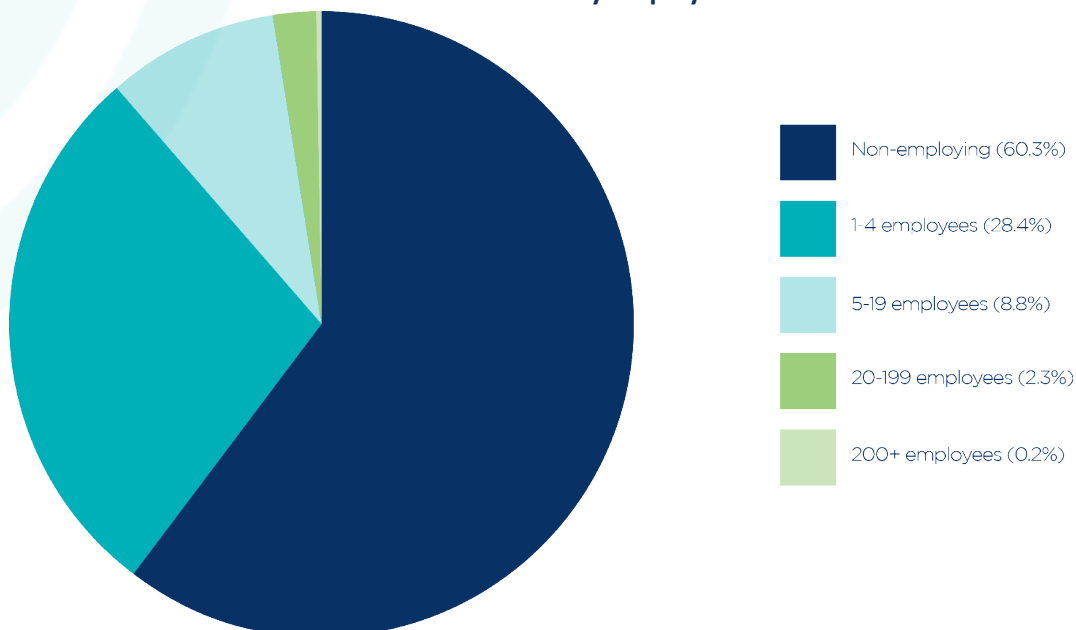
The Australian Bureau of Statistics (ABS) defines small businesses as those with less than 20 employees. As shown in Table 1, 97.5% of all Australian businesses were small businesses in June 2022.

Table 1: Business size measured by employment in June 2022

Number of employees	Number of businesses	% of total businesses
Small business (0-19 Employees)	2,506,012	97.5
Medium Business (20-199 Employees)	59,355	2.3
Large Business (200+ Employees)	4,533	0.2
Total	2,569,900	100

Source: ABS Counts of Australian Business, Table 13a, August 2022 and ASBFEO calculations (excludes businesses that are not registered for GST).

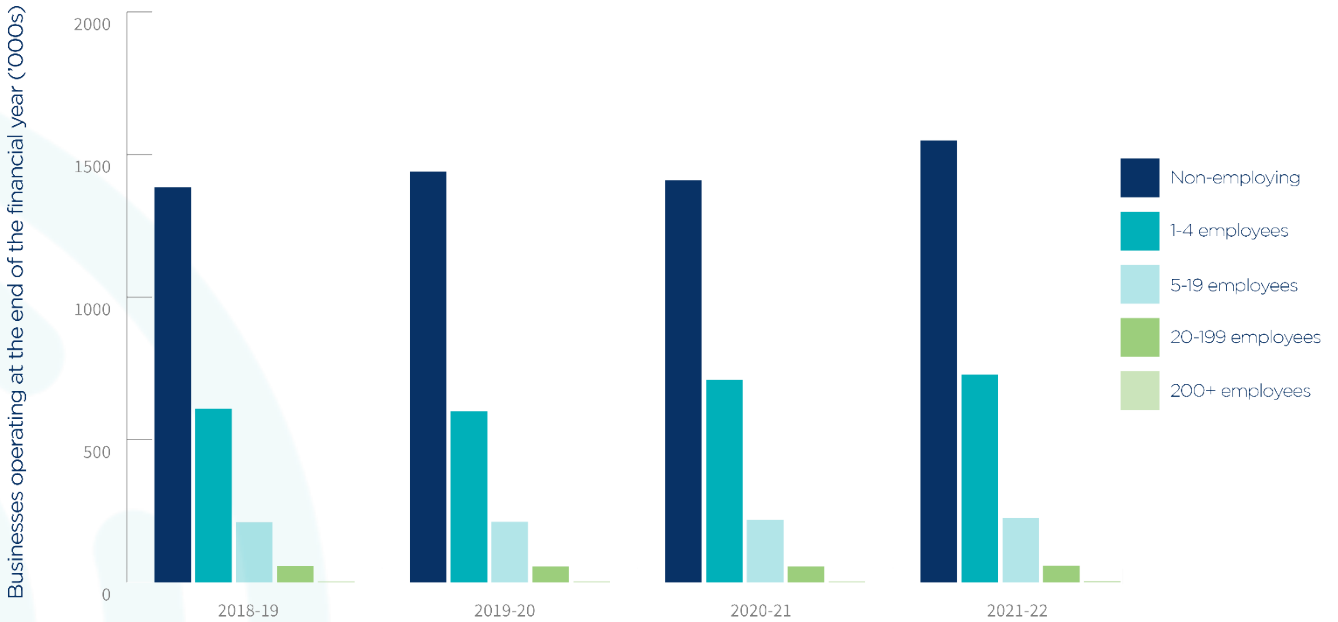
Chart 1: Number of Australian businesses measured by employment size in June 2022



Source: ABS Counts of Australian Business, Table 13a, August 2022 and ASBFEO calculations (excludes businesses that are not registered for GST).

As shown above in Chart 1, over half (60%) of Australian businesses are non-employing businesses (for example, sole traders). An additional 28% of businesses employed 1-4 people and 9% employed 5-19 people. These businesses are all classified as a small business according to the ABS definition.

Chart 2: Number of Australian businesses measured by employment size



Source: ABS Counts of Australian Business, Table 13a, August 2022 and ASBFEO calculations (excludes businesses that are not registered for GST).

As shown in the chart above, non-employing businesses increased by 9.9% in 2021-22 compared to last year. Small businesses with employees also increased over the year:

- 2.4% rise in businesses with 1 – 4 employees
- 3.0% rise in businesses with 5 – 19 employees.

2. Number of small businesses by turnover

Table 2: Business numbers by annual turnover in June 2022

Annual Turnover	Number of businesses	% of total businesses
\$0 to less than \$50k	699,077	27.2
\$50k to less than \$200k	823,844	32.1
\$200k to less than \$2m	856,169	33.3
\$2m to less than \$5m	108,939	4.2
\$5m to less than \$10m	39,227	1.5
\$10m or more	42,644	1.7
Total	2,569,900	100.0

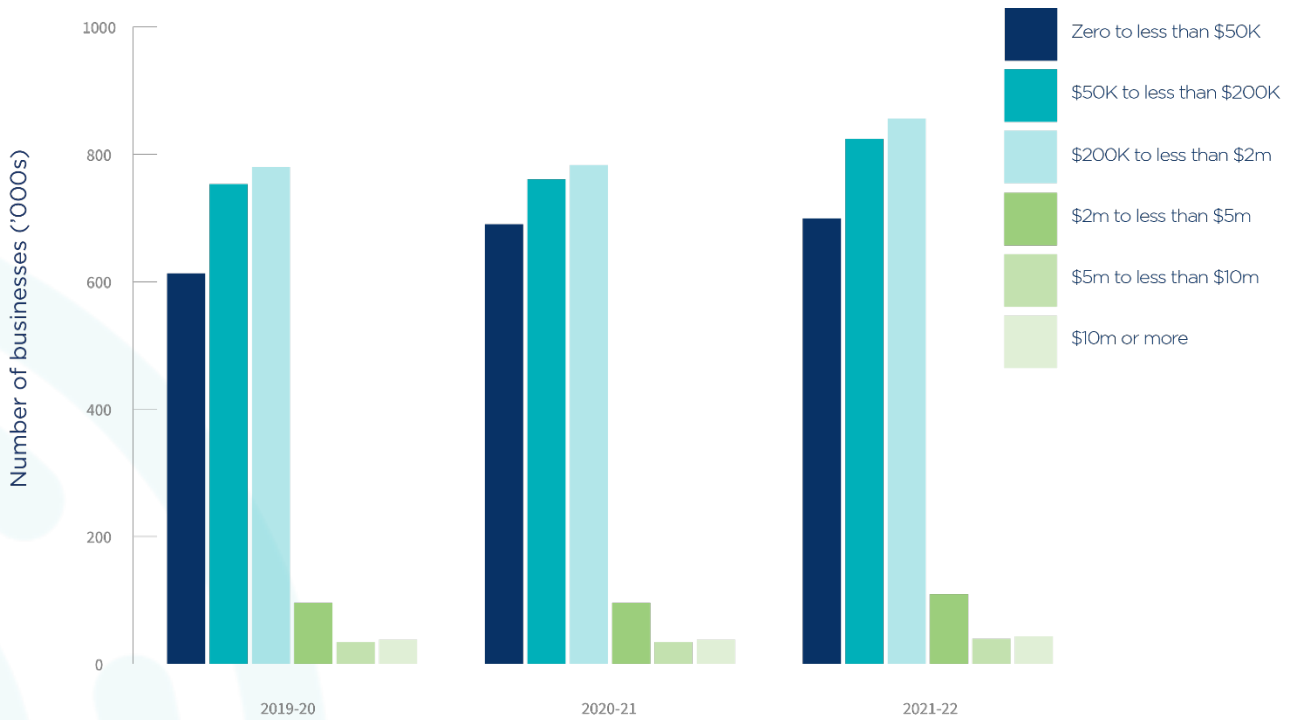
Source: *ABS Counts of Australian Business*, Table 17, December 2022 and ASBFEO calculations (excludes businesses that are not registered for GST).

A common definition of small business used by the Australian Taxation Office (ATO) are those businesses with a turnover of \$10 million or less.¹

Using this definition, 98% of Australian businesses are small businesses. The vast majority (93%) of these businesses have a turnover of less than \$2 million. However, it is likely that this figure underestimates businesses with a turnover below \$75,000 as it is based on businesses registered for GST. Businesses only need to register for GST if their current or projected turnover is \$75,000 or more.

¹ *Australian Taxation Office (2020, December 10). Eligibility.* Retrieved June 7, 2022, from www.ato.gov.au: Australian Taxation Office.

Chart 3: Number of Australian businesses measured by turnover



Source: ABS Counts of Australian Business, Table 17, December 2022 and ASBFEO calculations (excludes businesses that are not registered for GST).

Chart 3 shows the number of businesses with nominal turnover less than \$2 million increased by 7% (145,320 businesses) in 2021-22.

© Commonwealth of Australia 2023

This publication is available for your use under a [Creative Commons Attribution 3.0 Australia](https://creativecommons.org/licenses/by/3.0/au/legalcode) licence, except for the Commonwealth Coat of Arms, the Ombudsman logo, photographs, images, signatures and where otherwise stated. The full licence terms are available from <http://creativecommons.org/licenses/by/3.0/au/legalcode>.



Use of Ombudsman material under a [Creative Commons Attribution 3.0 Australia](https://creativecommons.org/licenses/by/3.0/au/legalcode) licence requires you to attribute the work (but not in any way that suggests that the Ombudsman endorses you or your use of the work).

Ombudsman material used 'as supplied'.

Provided you have not modified or transformed Ombudsman material in any way including, for example, by changing the Ombudsman text; calculating percentage changes; graphing or charting data; or deriving new statistics from published Ombudsman statistics — then the Ombudsman prefers the following attribution:

Source: The Australian Small Business and Family Enterprise Ombudsman

Derivative material

If you have modified or transformed Ombudsman material, or derived new material from those of the Ombudsman in any way, then the Ombudsman prefers the following attribution:

Based on The Australian Small Business and Family Enterprise Ombudsman data.

Use of the Coat of Arms

The terms under which the Coat of Arms can be used are set out on the Department of the Prime Minister and Cabinet website (see www.pmc.gov.au/government/commonwealth-coat-arms).

Other uses

Enquiries regarding this licence and any other use of this document are welcome at:

Manager
Media and Communications
The Australian Small Business and Family Enterprise Ombudsman
Ph: 02 6121 3000
Email: media@asbfeo.gov.au